



# Hurricane Dorian - Advisory #26

For Planning Purposes Only!

WASHINGTON, DC  
17:23:30  
30 Aug 2019

CHICAGO  
16:23:30  
30 Aug 2019

LOS ANGELES  
14:23:30  
30 Aug 2019

[http://simsuite.usace.army.mil/wab/v2.10/index.html?config=config-mission-models.json&\\_25=81](http://simsuite.usace.army.mil/wab/v2.10/index.html?config=config-mission-models.json&_25=81)

Updated as of 30 Aug 2019 (5:23 PM Eastern Daylight Time)



Debris

13,361,532  
cu. yd.



Temporary Roofing

13,004  
units



Population

8,228,528  
people



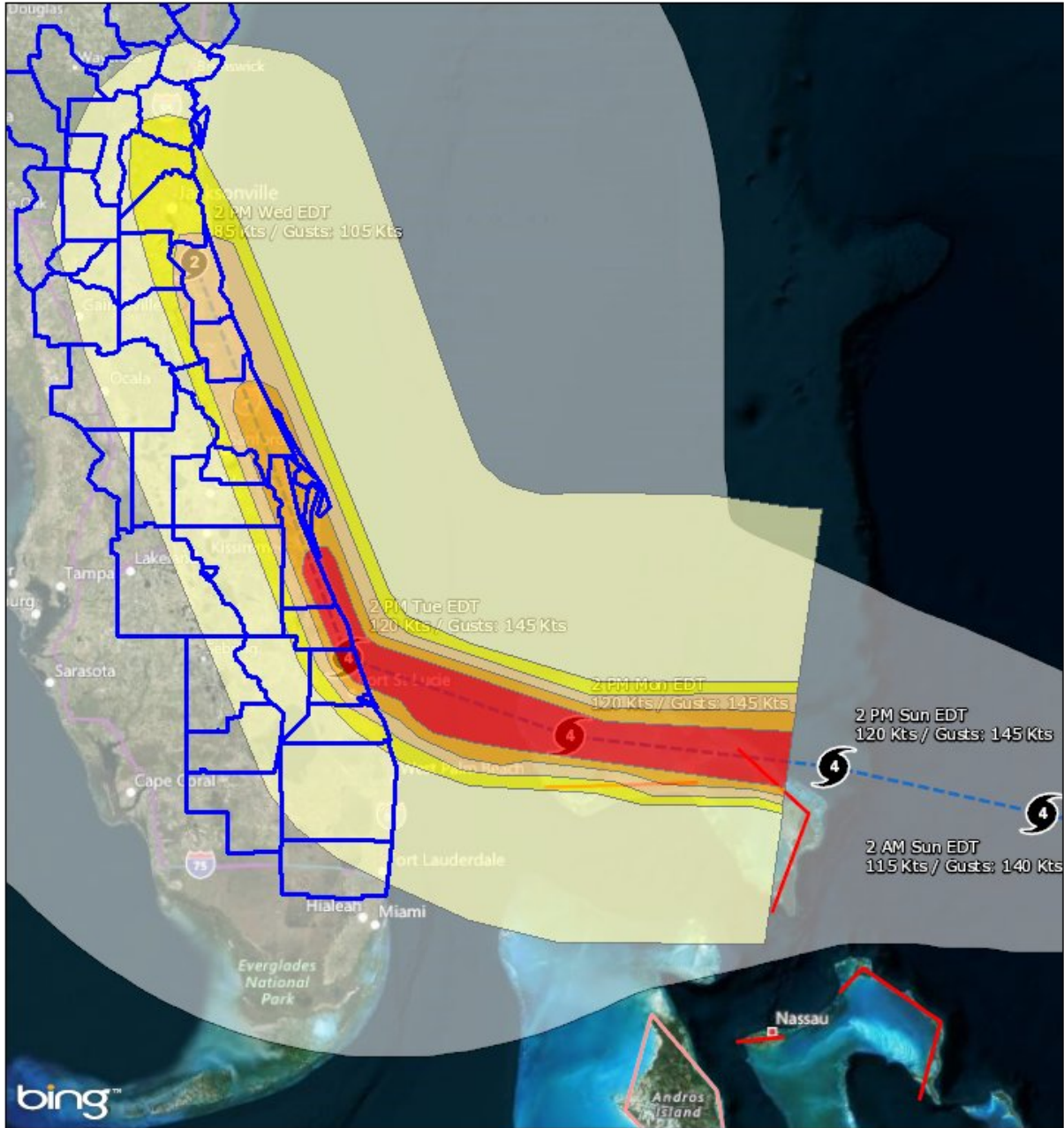
Households

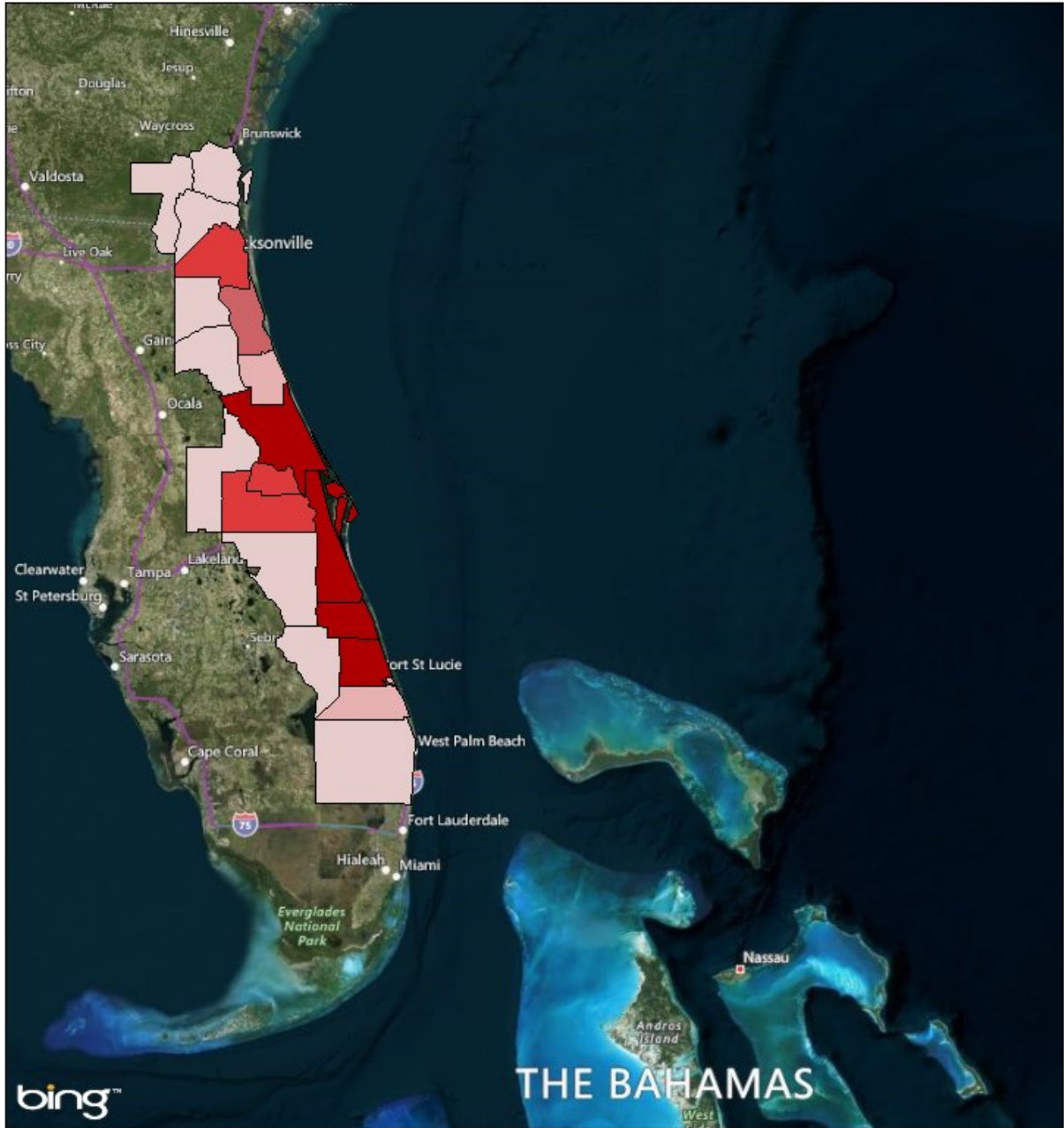
2,692,284  
households



Critical Infrastructure

Florida	Georgia
(53) 15 - 35 kW	(2) 15 - 35 kW
(3) 15 - 40 kW	(3) 35 - 75 kW
(92) 35 - 75 kW	(3) 200 - 300 kW
(64) 35 - 100 kW	
(14) 40 - 100 kW	
(144) 200 - 300 kW	
(10) 400 - 600 kW	
(26) 800 - 2000 kW	






**Mission Summaries**

**Debris**

- < 100,000 cubic yards
- 100,000 - 249,000 cubic yards
- 250,000 - 499,999 cubic yards
- 500,000 - 999,999 cubic yards

> 1,000,000 cubic yards



© 2019 Microsoft Corporation Earthstar Geographics SIO © 2019 HERE

## Mission Summary



The mission models account for storm surge and wind damage only, but do not account for other related storm hazards that may affect the mission estimates.

Mission Summary	
Total Counties	37
Debris (cu. yd.)	13,361,532
Temporary Roofing (units)	13,004
Population	8,228,527.781
Households	2,692,284.127

Population Distribution	
Tropical Storm	4,667,008
Category 1	1,506,587
Category 2	998,063
Category 3	765,472
Category 4	216,135

<b>FLORIDA</b>	<b>Yards of Debris (13,348,562)</b>	<b>Roof Units (12,969)</b>	<b>Population (8,065,259)</b>	<b>Households (2,638,453)</b>
Alachua	0	0	248,855	87,509
Baker	0	0	26,732	7,043
Bradford	0	0	29,078	8,497
Brevard	4,984,825	2,981	558,314	198,179
Broward	0	0	567,642	211,701
Clay	75,241	174	192,608	50,237
Columbia	0	0	4,913	1,461
Duval	808,975	1,976	904,303	303,763
Flagler	178,986	319	96,812	21,294
Glades	0	0	5,094	1,764
Hendry	0	0	3,883	1,032
Highlands	0	0	44,733	16,339
Indian River	1,191,681	457	143,374	49,133
Lake	3,867	10	274,344	79,206
Marion	0	0	343,804	106,755
Martin	112,169	214	143,372	55,300
Nassau	42,839	113	73,879	21,982
Okeechobee	2,038	5	40,564	12,593
Orange	923,350	1,287	1,119,178	336,535
Osceola	61,522	121	281,714	60,943
Palm Beach	9,878	26	1,246,513	456,581
Polk	0	0	211,728	66,119
Putnam	41,763	90	74,733	27,839
Seminole	631,929	1,002	424,476	139,607
St. Johns	407,912	730	191,543	49,612
St. Lucie	1,368,080	820	277,387	76,939
Sumter	0	0	11,258	2,429
Union	0	0	15,595	3,367
Volusia	2,503,506	2,642	508,831	184,693

<b>GEORGIA</b>	<b>Yards of Debris (12,971)</b>	<b>Roof Units (34)</b>	<b>Population (163,269)</b>	<b>Households (53,831)</b>
Brantley	0	0	16,170	5,436
Camden	12,874	34	49,602	14,705
Charlton	97	0	9,484	2,934
Clinch	0	0	6	2
Glynn	0	0	78,471	27,208
McIntosh	0	0	942	330
Ware	0	0	8,559	3,205
Wayne	0	0	34	11

## Critical Infrastructure

Summary			
Total Structures		3,466	
Power Requirements		103,579.2	
Range (kW)			
Communications	# FED Gen Req	Range (kW)	Req kW
AM Antennas (52)	2.6	35 - 75	143.0
Cellular Towers (185)	111.0	35 - 75	6,105.0
FM Antennas (174)	8.7	35 - 75	478.5
Education	# FED Gen Req	Range (kW)	Req kW
Private Schools (317)	0.0	200 - 300	0.0
Public Schools (476)	142.8	200 - 300	35,700.0
Colleges and Universities (50)	1.0	200 - 300	250.0
Emergency Services	# FED Gen Req	Range (kW)	Req kW
911 Call Centers (5)	0.5	15 - 35	12.5
Emergency Medical Service (287)	28.7	15 - 35	717.5
Fire Stations (348)	34.8	15 - 35	870.0
Service Providers (3)	0.0	0 - 0	0.0
Healthcare	# FED Gen Req	Range (kW)	Req kW
Nursing Homes (452)	67.8	35 - 100	4,576.5
Hospitals (53)	15.9	800 - 2000	22,260.0
Urgent Care Facilities (83)	16.6	200 - 300	4,150.0
Military	# FED Gen Req	Range (kW)	Req kW
Air National Guard (ANG) Sites (2)	0.0	15 - 35	0.0
Army National Guard (ARNG) Sites (20)	0.0	15 - 35	0.0
National Security Government Military Facilities (403)	0.0	15 - 35	0.0
Law Enforcement	# FED Gen Req	Range (kW)	Req kW
Prison Points (50)	10.0	400 - 600	5,000.0
Local Police (63)	6.3	15 - 35	157.5
State Police (13)	0.7	15 - 35	16.3
Correctional Facilities (0)	0.0	400 - 600	0.0
State and Local EOC	# FED Gen Req	Range (kW)	Req kW
Local Emergency Operations Centers (16)	3.2	15 - 40	88.0
State Emergency Operation Centers (EOCs) (0)	0.0	15 - 35	0.0

State Facilities	# FED Gen Req	Range (kW)	Req kW
Governors Mansion (0)	0.0	100 - 200	0.0
Major State Government Building (2)	0.2	100 - 200	30.0

Transportation	# FED Gen Req	Range (kW)	Req kW
Ports (121)	0.0	600 - 1200	0.0
Amtrak Stations (5)	0.0	100 - 300	0.0
Bus Stations (69)	0.0	100 - 300	0.0
Intermodal Terminal Facilities (32)	0.0	100 - 300	0.0
Railroad Stations (5)	0.0	100 - 300	0.0
Public-Use Airports (141)	16.9	40 - 100	1,184.4

Water_Waster Water	# FED Gen Req	Range (kW)	Req kW
Water Treatment Facilities (1)	0.4	800 - 2000	560.0
Wastewater Treatment Plants (38)	15.2	800 - 2000	21,280.0

Report Generated by SimSuite

<http://simsuite.usace.army.mil/wab/v2.10/index.html?config=config-mission-models.json& 25=81>