



Hurricane Dorian - Advisory 24

For Planning Purposes Only!

WASHINGTON, DC
08:55:22
30 Aug 2019

CHICAGO
07:55:22
30 Aug 2019

LOS ANGELES
05:55:22
30 Aug 2019

http://simsuite.usace.army.mil/wab/v2.10/index.html?config=config-mission-models.json&_25=79

Updated as of 30 Aug 2019 (8:55 AM Eastern Daylight Time)



Debris

12,444,305
cu. yd.

Florida 100% (12,444,305)



Temporary Roofing

11,272
units

Florida 100% (11,272)



Population

8,180,974
people

Florida 100% (8,180,974)



Households

2,724,289
households

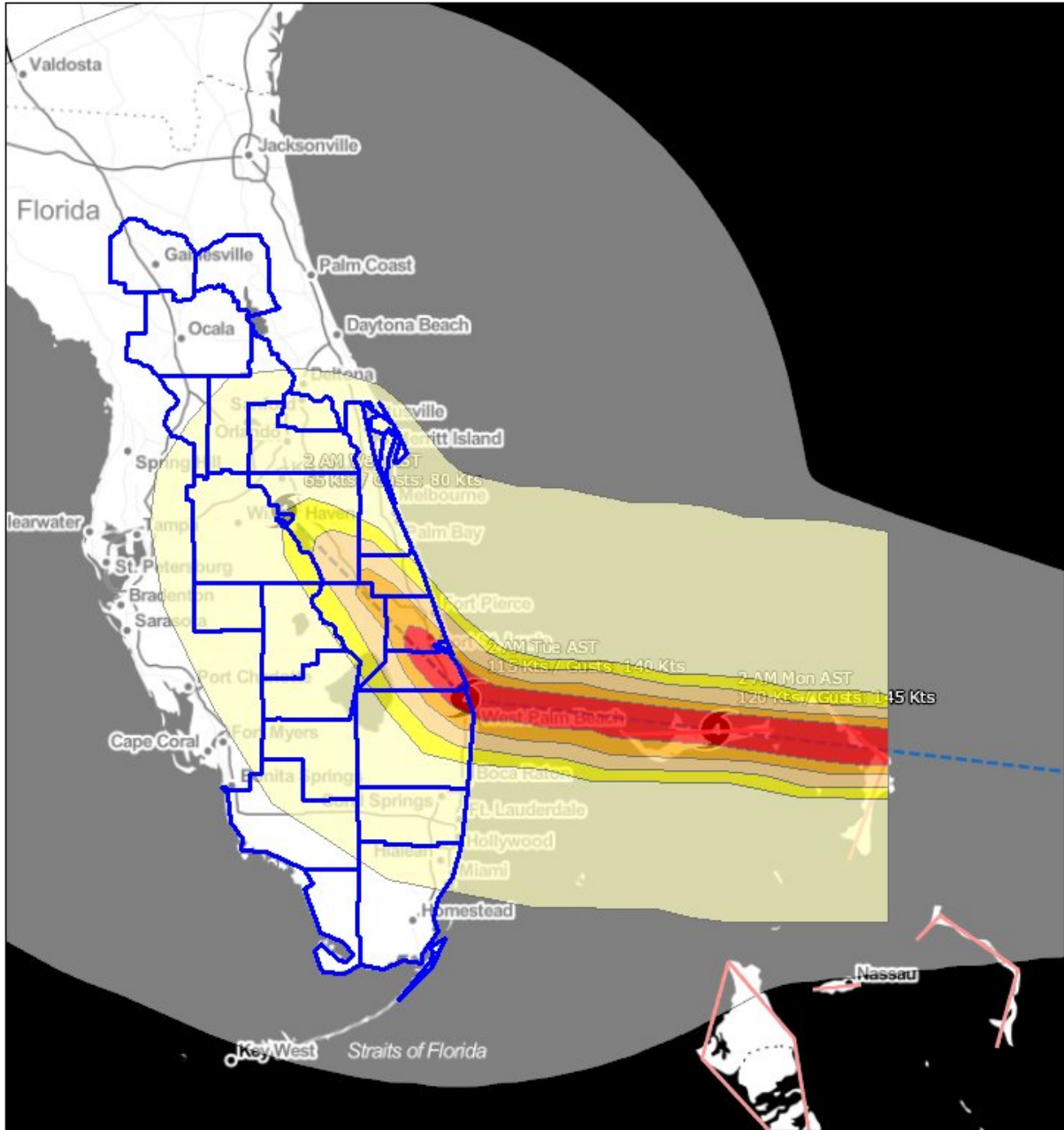
Florida 100% (2,724,289)

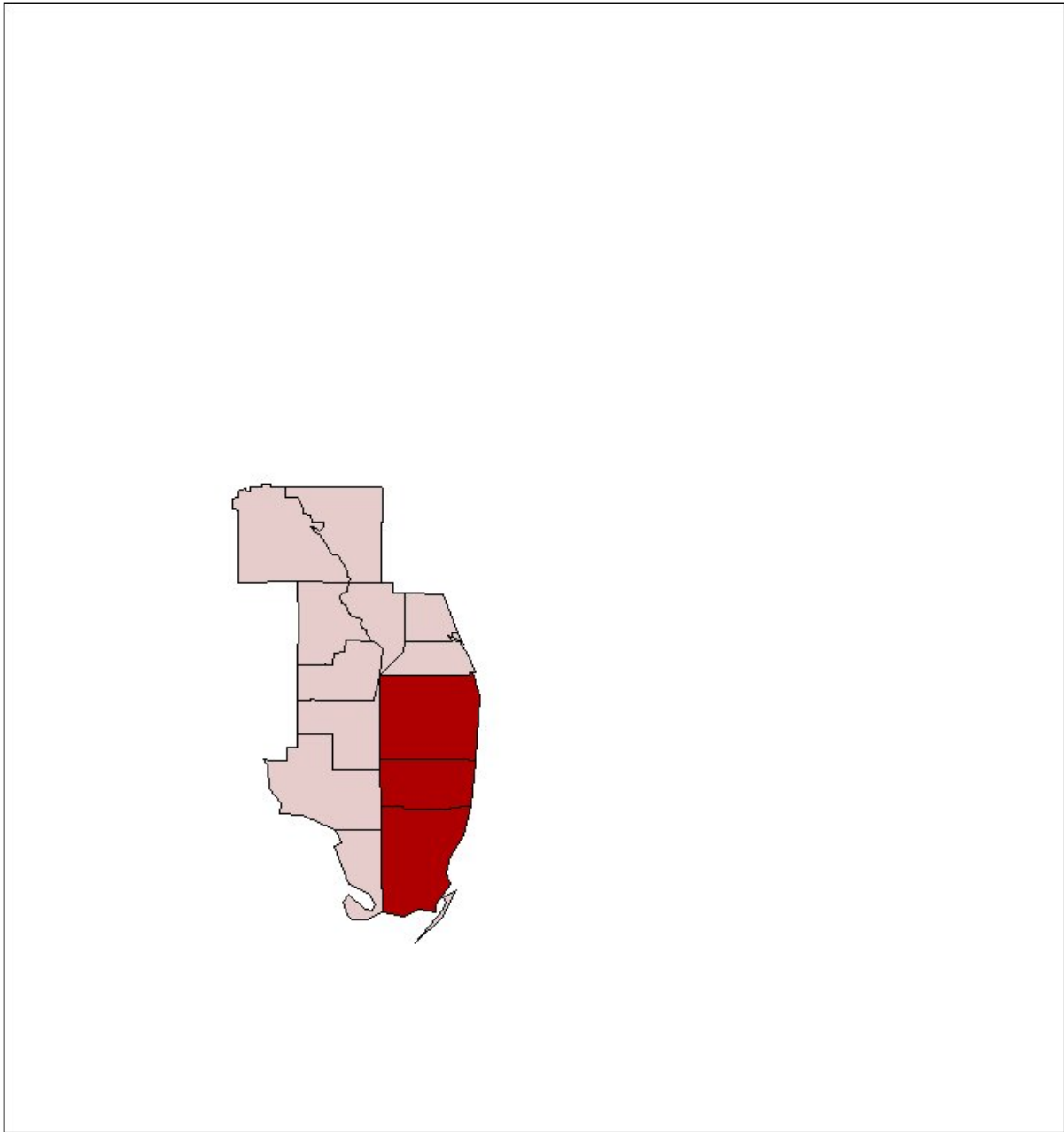


Critical Infrastructure

Florida



- (20) 15 - 35 kW
- (1) 15 - 40 kW
- (43) 35 - 75 kW
- (34) 35 - 100 kW
- (9) 40 - 100 kW
- (101) 200 - 300 kW
- (4) 400 - 600 kW
- (12) 800 - 2000 kW



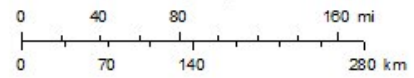


Mission Summaries

Debris

-  < 100,000 cubic yards
-  > 1,000,000 cubic yards

1:5,135,916



Mission Summary



The mission models account for storm surge and wind damage only, but do not account for other related storm hazards that may affect the mission estimates.

Mission Summary	
Total Counties	23
Debris (cu. yd.)	12,444,305
Temporary Roofing (units)	11,272
Population	8,180,974.35
Households	2,724,289.251

Population Distribution	
Tropical Storm	2,366,541
Category 1	2,219,562
Category 2	1,603,248
Category 3	1,333,666

FLORIDA	Yards of Debris (12,444,305)	Roof Units (11,272)	Population (8,180,974)	Households (2,724,289)
Alachua	0	0	29,438	10,352
Brevard	0	0	96,662	34,311
Broward	6,761,038	4,994	1,754,086	654,183
Collier	13,200	24	152,443	47,259
Glades	2,000	4	10,202	3,533
Hardee	0	0	591	166
Hendry	5,429	10	37,323	9,920
Highlands	4,615	9	95,836	35,005
Indian River	0	0	142,842	48,951
Lake	0	0	160,370	46,300
Marion	0	0	343,804	106,755
Martin	74,114	137	143,487	55,345
Miami-Dade	3,381,914	3,349	2,455,495	774,179
Monroe	1,182	2	38,869	18,462
Okeechobee	14,729	27	40,563	12,593
Orange	0	0	601,543	180,883
Osceola	5,734	11	239,872	51,891
Palm Beach	2,158,194	2,666	1,294,458	474,143
Polk	12,996	24	259,794	81,129
Putnam	0	0	3,364	1,253
Seminole	0	0	1,662	547
St. Lucie	9,161	17	277,376	76,936
Sumter	0	0	894	193

Critical Infrastructure

Summary			
Total Structures		1,513	
Power Requirements		56,381.3	
Range (kW)			
Communications	# FED Gen Req	Range (kW)	Req kW
AM Antennas (20)	1.0	35 - 75	55.0
Cellular Towers (80)	48.0	35 - 75	2,640.0
FM Antennas (72)	3.6	35 - 75	198.0
Education	# FED Gen Req	Range (kW)	Req kW
Private Schools (112)	0.0	200 - 300	0.0
Public Schools (336)	100.8	200 - 300	25,200.0
Colleges and Universities (19)	0.4	200 - 300	95.0
Emergency Services	# FED Gen Req	Range (kW)	Req kW
911 Call Centers (2)	0.2	15 - 35	5.0
Emergency Medical Service (128)	12.8	15 - 35	320.0
Fire Stations (120)	12.0	15 - 35	300.0
Service Providers (1)	0.0	0 - 0	0.0
Healthcare	# FED Gen Req	Range (kW)	Req kW
Nursing Homes (267)	40.0	35 - 100	2,703.4
Hospitals (21)	6.3	800 - 2000	8,820.0
Urgent Care Facilities (43)	8.6	200 - 300	2,150.0
Military	# FED Gen Req	Range (kW)	Req kW
Air National Guard (ANG) Sites (0)	0.0	15 - 35	0.0
Army National Guard (ARNG) Sites (3)	0.0	15 - 35	0.0
National Security Government Military Facilities (50)	0.0	15 - 35	0.0
Law Enforcement	# FED Gen Req	Range (kW)	Req kW
Prison Points (24)	4.8	400 - 600	2,400.0
Local Police (33)	3.3	15 - 35	82.5
State Police (6)	0.3	15 - 35	7.5
Correctional Facilities (0)	0.0	400 - 600	0.0
State and Local EOC	# FED Gen Req	Range (kW)	Req kW
Local Emergency Operations Centers (5)	1.0	15 - 40	27.5
State Emergency Operation Centers (EOCs) (0)	0.0	15 - 35	0.0

State Facilities	# FED Gen Req	Range (kW)	Req kW
Governors Mansion (0)	0.0	100 - 200	0.0
Major State Government Building (1)	0.1	100 - 200	15.0

Transportation	# FED Gen Req	Range (kW)	Req kW
Ports (12)	0.0	600 - 1200	0.0
Amtrak Stations (2)	0.0	100 - 300	0.0
Bus Stations (36)	0.0	100 - 300	0.0
Intermodal Terminal Facilities (9)	0.0	100 - 300	0.0
Railroad Stations (6)	0.0	100 - 300	0.0
Public-Use Airports (86)	10.3	40 - 100	722.4

Water_Waster Water	# FED Gen Req	Range (kW)	Req kW
Water Treatment Facilities (0)	0.0	800 - 2000	0.0
Wastewater Treatment Plants (19)	7.6	800 - 2000	10,640.0

Report Generated by SimSuite

http://simsuite.usace.army.mil/wab/v2.10/index.html?config=config-mission-models.json&_25=79