



# Typhoon Yutu - Advisory #12 (L-6)

For Planning Purposes Only!

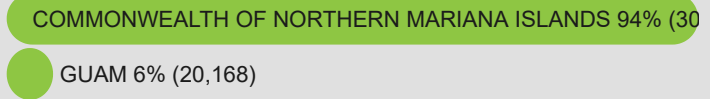
[http://simsuite.usace.army.mil/wab/v2.10/index.html?config=config-mission-models.json&\\_25=61](http://simsuite.usace.army.mil/wab/v2.10/index.html?config=config-mission-models.json&_25=61)

Updated as of 24 Oct 2018 (8:46 AM Eastern Daylight Time)



**Debris**

320,901  
cu. yd.



**Temporary Roofing**

411  
units



**Population**

226,444  
people



**Households**

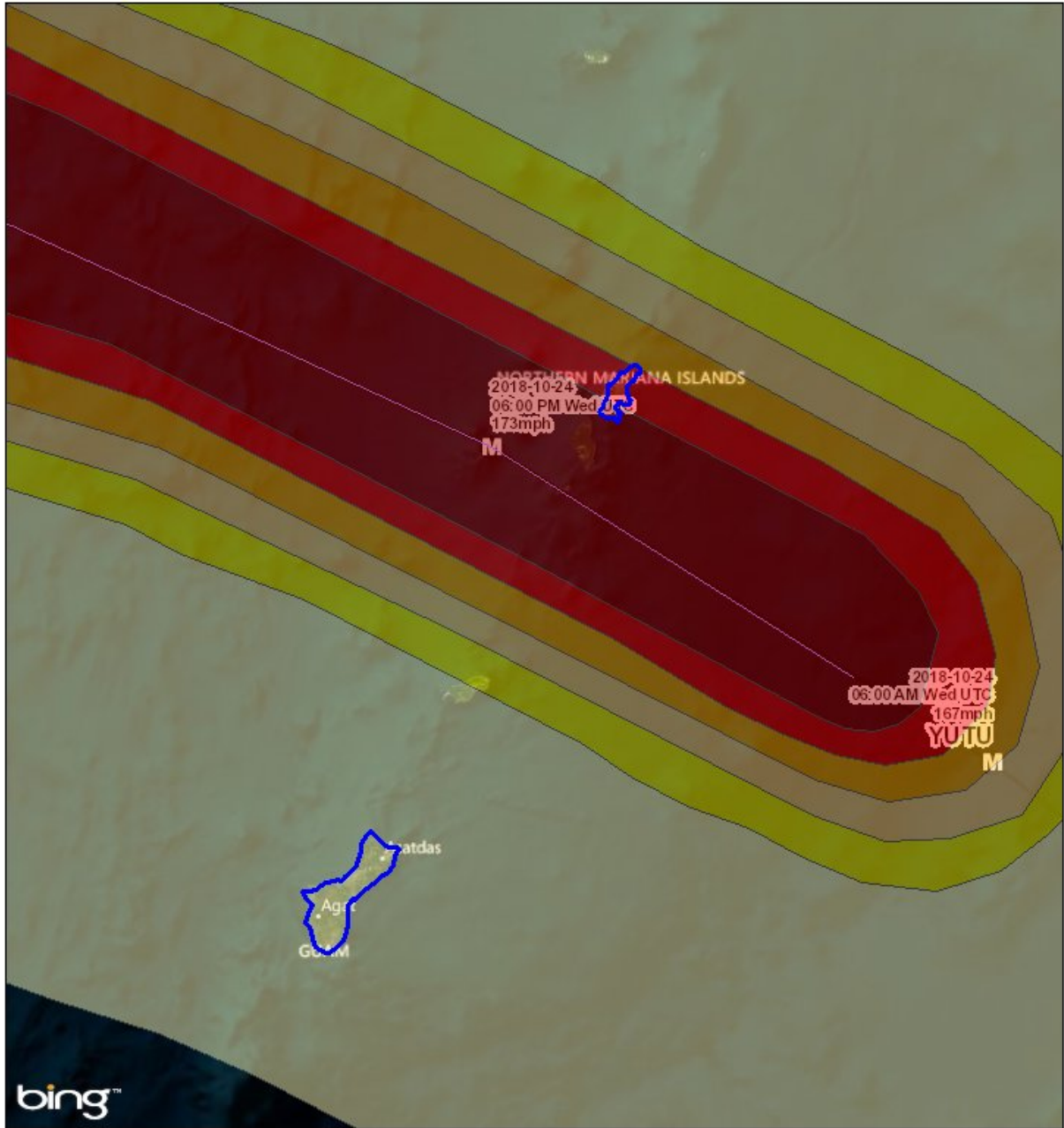
60,852  
households



**Critical Infrastructure**


COMMONWEALTH OF NORTHERN MARIANA ISLANDS

- (6) 35 - 75 kW
- (1) 40 - 100 kW
- (1) 100 - 200 kW
- (8) 200 - 300 kW



Yutu\_forecasted\_path - YUTU\_FcstPlot\_I

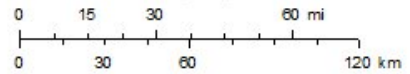
Countries



5

- L** Tropical Low
- D** Tropical Depression
- S** Tropical Storm
- H** Hurricane
- M** Major Hurricane
- Observed Position

1:2,222,889




NHC, Esri  
 © 2018 Microsoft Corporation Earthstar Geographics SIO © 2018 HERE



Mission Summaries

**Debris**

- < 100,000 cubic yards
- 250,000 - 499,999 cubic yards



## Mission Summary



The mission models account for storm surge and wind damage only, but do not account for other related storm hazards that may affect the mission estimates.

Mission Summary	
Total Counties	2
Debris (cu. yd.)	320,901
Temporary Roofing (units)	411
Population	226,443.556
Households	60,851.556

Population Distribution	
Tropical Storm	162,896
Category 4	45,026
Category 5	17,102

COMMONWEALTH OF NORTHERN MARIANA ISLANDS	Yards of Debris (300,733)	Roof Units (411)	Population (63,548)	Households (17,652)
SIAPAN	300,733	411	63,548	17,652

GUAM	Yards of Debris (20,168)	Roof Units (0)	Population (162,896)	Households (43,200)
GUAM	20,168	0	162,896	43,200

## Critical Infrastructure

Summary	
Total Structures	80
Power Requirements	3,627.5

Range (kW)	# Cat 1	# Cat 2	# Cat 3	# Cat 4	# Cat 5
15 - 35	0.0	0.0	0.0	0.8	0.8
15 - 40	0.0	0.0	0.0	0.2	0.0
35 - 75	0.6	0.0	0.0	5.4	0.6
40 - 100	0.1	0.0	0.0	0.4	0.7
100 - 200	0.0	0.0	0.0	0.9	0.2
200 - 300	0.0	0.0	0.0	3.0	5.1
400 - 600	0.0	0.0	0.0	0.0	0.2
800 - 2000	0.0	0.0	0.0	0.3	0.3

Communications	# FED Gen Req	Range (kW)	Req kW
AM Antennas (0)	0.0	35 - 75	0.0
Cellular Towers (11)	6.6	35 - 75	363.0
FM Antennas (0)	0.0	35 - 75	0.0

Education	# FED Gen Req	Range (kW)	Req kW
Private Schools (0)	0.0	200 - 300	0.0
Public Schools (27)	8.1	200 - 300	2,025.0
Colleges and Universities (1)	0.0	200 - 300	5.0

Emergency Services	# FED Gen Req	Range (kW)	Req kW
911 Call Centers (0)	0.0	15 - 35	0.0
Emergency Medical Service (8)	0.8	15 - 35	20.0
Fire Stations (8)	0.8	15 - 35	20.0
Service Providers (0)	0.0	0 - 0	0.0

Healthcare	# FED Gen Req	Range (kW)	Req kW
Nursing Homes (0)	0.0	35 - 100	0.0
Hospitals (2)	0.6	800 - 2000	840.0
Urgent Care Facilities (0)	0.0	200 - 300	0.0

Military	# FED Gen Req	Range (kW)	Req kW
Air National Guard (ANG) Sites (0)	0.0	15 - 35	0.0
Army National Guard (ARNG) Sites (0)	0.0	15 - 35	0.0
National Security Government Military Facilities (0)	0.0	15 - 35	0.0

<b>Law Enforcement</b>	<b># FED Gen Req</b>	<b>Range (kW)</b>	<b>Req kW</b>
Prison Points (1)	0.2	400 - 600	100.0
Local Police (0)	0.0	15 - 35	0.0
State Police (0)	0.0	15 - 35	0.0
Correctional Facilities (0)	0.0	400 - 600	0.0

<b>State and Local EOC</b>	<b># FED Gen Req</b>	<b>Range (kW)</b>	<b>Req kW</b>
Local Emergency Operations Centers (1)	0.2	15 - 40	5.5
State Emergency Operation Centers (EOCs) (0)	0.0	15 - 35	0.0

<b>State Facilities</b>	<b># FED Gen Req</b>	<b>Range (kW)</b>	<b>Req kW</b>
Governors Mansion (0)	0.0	100 - 200	0.0
Major State Government Building (11)	1.1	100 - 200	165.0

<b>Transportation</b>	<b># FED Gen Req</b>	<b>Range (kW)</b>	<b>Req kW</b>
Ports (0)	0.0	600 - 1200	0.0
Amtrak Stations (0)	0.0	100 - 300	0.0
Bus Stations (0)	0.0	100 - 300	0.0
Intermodal Terminal Facilities (0)	0.0	100 - 300	0.0
Railroad Stations (0)	0.0	100 - 300	0.0
Public-Use Airports (10)	1.2	40 - 100	84.0

<b>Water_Waster Water</b>	<b># FED Gen Req</b>	<b>Range (kW)</b>	<b>Req kW</b>
Water Treatment Facilities (0)	0.0	800 - 2000	0.0
Wastewater Treatment Plants (0)	0.0	800 - 2000	0.0

Report Generated by SimSuite

[http://simsuite.usace.army.mil/wab/v2.10/index.html?config=config-mission-models.json&\\_25=61](http://simsuite.usace.army.mil/wab/v2.10/index.html?config=config-mission-models.json&_25=61)